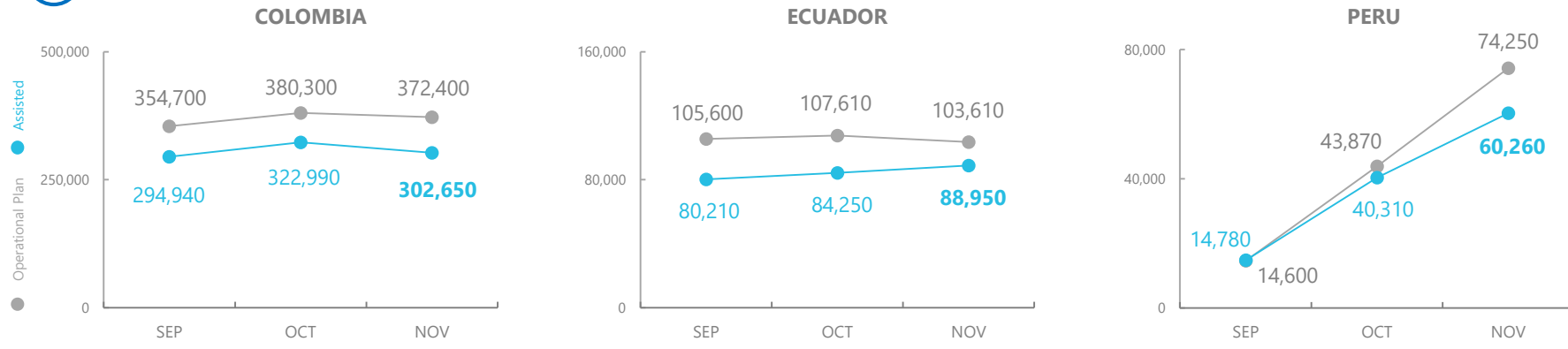


# Sub-regional migrant crisis – Colombia, Ecuador, Peru

## PEOPLE ASSISTED BY WFP



SOURCE: WFP, DEC 2021

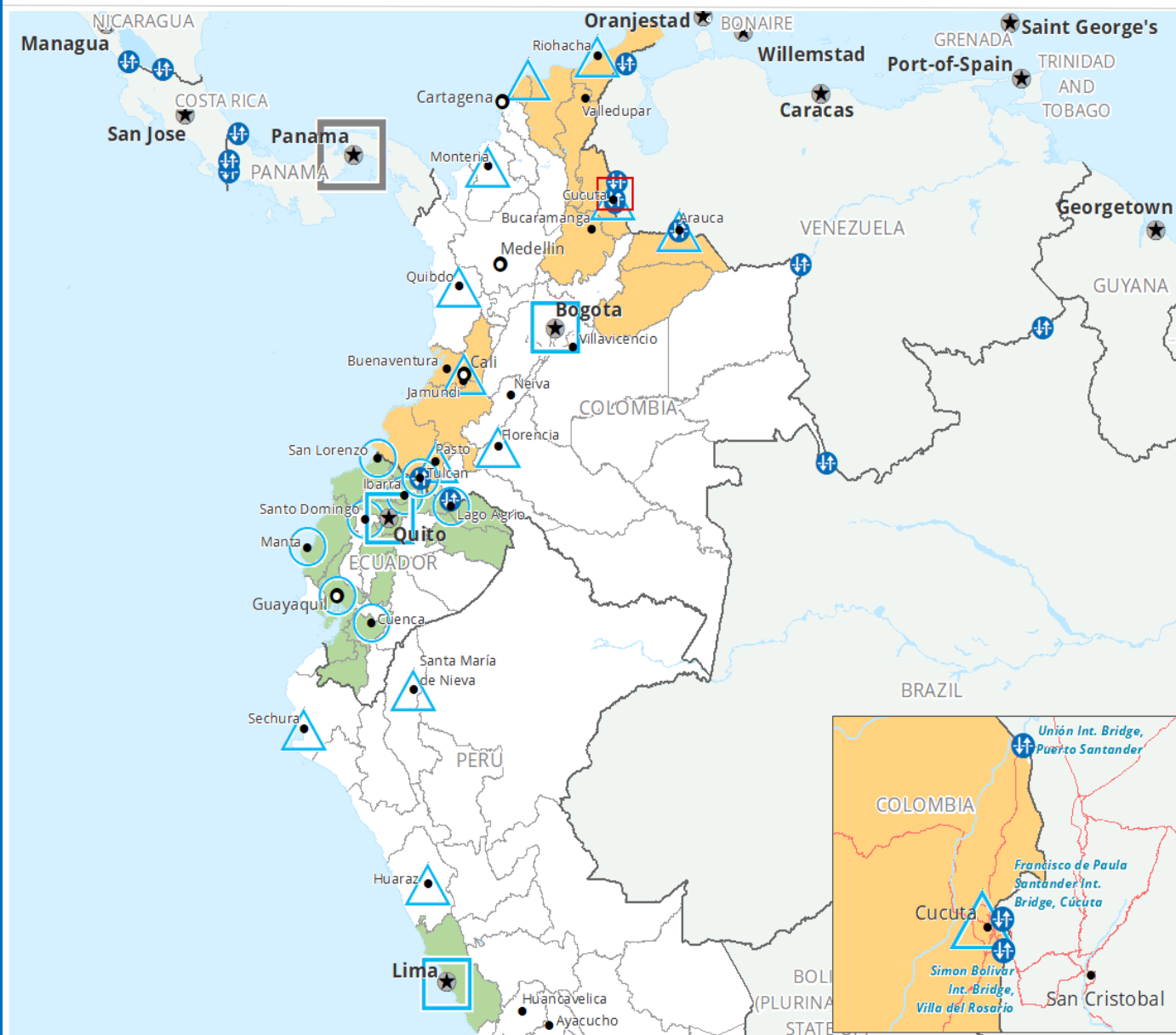
## FUNDING

January - June 2022 (6 months)

### Overall Net Funding Requirements (US\$)

Colombia	101.8m
Ecuador	18m
Peru	7.1m
<b>Total</b>	<b>126.9m</b>

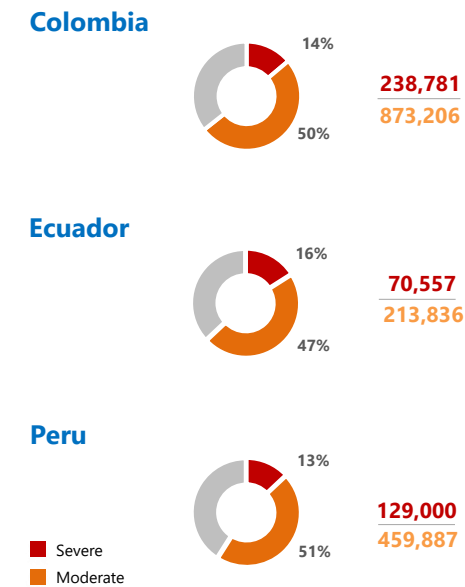
SOURCE: WFP, DEC 2021



- Regional Bureau
- National Capital
- Border Crossing Point
- International boundaries
- Country Office
- Major Town
- WFP Operational Presence for L2 Response
- Department boundaries
- Sub Office
- Intermediate Town
- WFP Operational Presence related to the migrants crisis
- Field Office

Sources: WFP, UNGI, GAUL, GLCSC, OCHA, UNHCR. The designations employed and the presentation of material in the map(s) do not imply the expression of any opinion on the part of WFP concerning the legal or constitutional status of any country, territory, city or sea, or concerning the delimitation of its frontiers or boundaries. © World Food Programme 2022.

## Migrants Severely and Moderately Food Insecure



SOURCE: RWI, DEC 2021

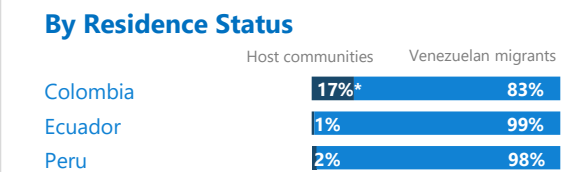

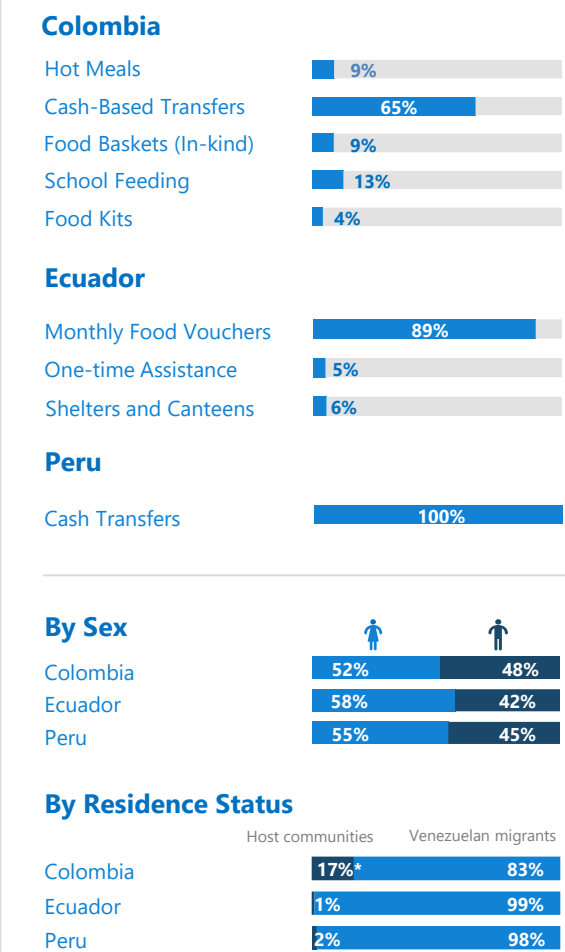
## Venezuelan Refugees and Migrants in Latin America and the Caribbean

Colombia	1.8m
Ecuador	0.5m
Peru	1.3m
Other Countries	1.4m
<b>Total</b>	<b>4.9m</b>

SOURCE: R4V, DEC 2021

## OPERATIONAL PROFILE

Percentage of People vs Modality



\*The figure includes Colombian returnees. SOURCE: WFP, DEC 2021

WFP LEVEL 2 EMERGENCY SINCE 30 MARCH 2018  
L2 EXTENDED UNTIL 31 JANUARY 2022

