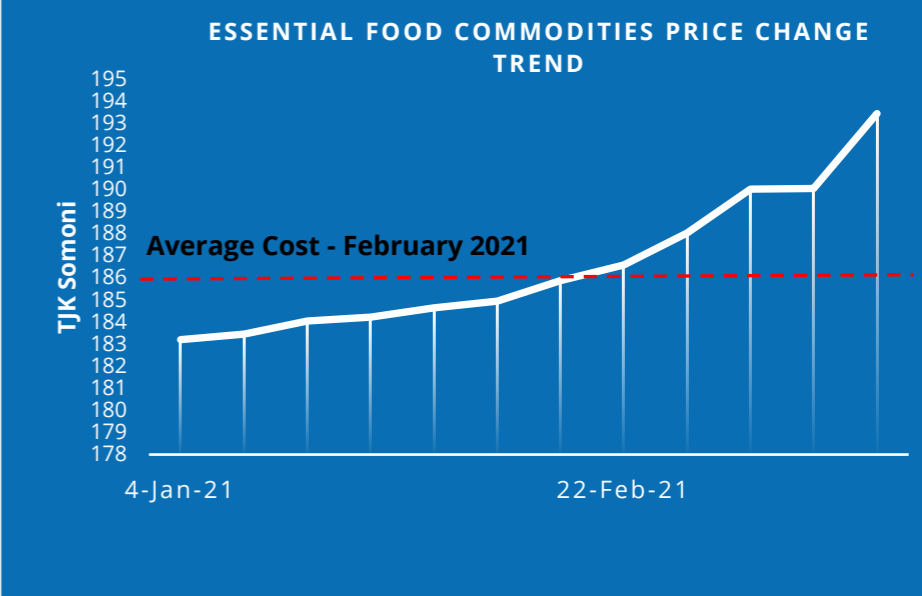


Tajikistan Market Situation Update, # 12

22-26 March 2021

Highlights

- Staple food commodities were available in all monitored food markets during the reporting period.
- Compared to the previous week, the prices of most monitored food commodities remained stable during the reporting period, except for marginal increase in mutton and beef by **2-10 percent**. The prices also increased for **petrol and diesel (2-15 percent)** compared to last week due to the high import prices from the exporting countries.
- Compared to February 2020, some food commodities' prices increased in all monitored markets in 2021 of the same month. This includes **vegetable and cotton oils (23-60 percent)**, **beef, mutton and chicken (1-21 percent)**, **potatoes (5-31 percent)**, **haricot beans (14 - 35 percent)**, **dried green peas (14-31 percent)**, **sugar (23-36 percent)**, **eggs (20-38 percent)**, **bread (33-110 percent)** and **wheat flour - first grade (5-20 percent)**. The reasons for price inflation for most of these commodities that are imported are the depreciation of Tajik somoni against USD and increased cost of import from countries such as Kazakhstan and Russia.

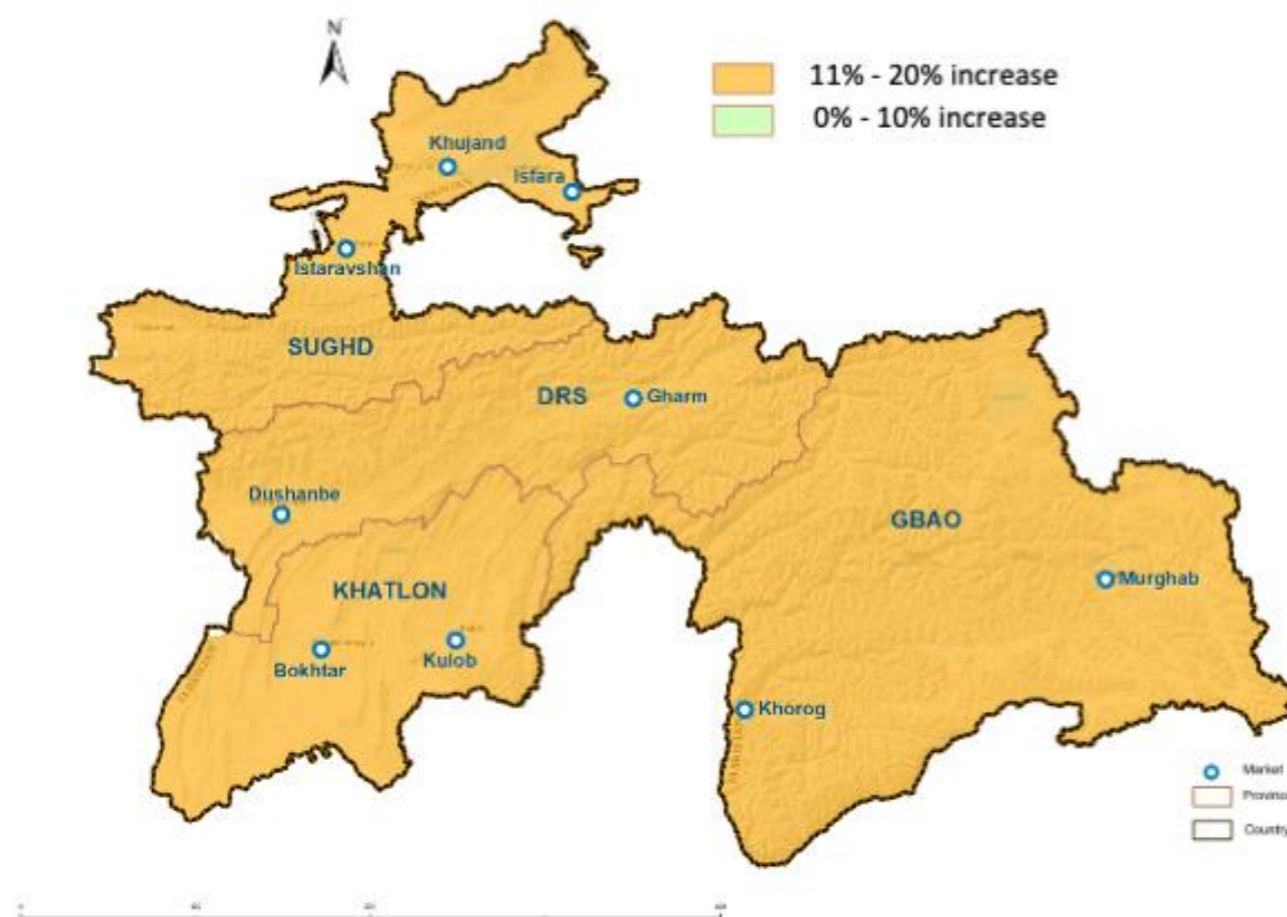
Wheat flour (first grade)	Rice	Potatoes	Onion	Vegetable & Cotton Oil
<p>Prices for wheat flour (first grade) remained stable in most monitored markets, while increased in Isfara by 2 percent compared to previous week.</p> <p>Comparing the current reporting period to the monthly average of February 2021, prices for wheat flour decreased in Bokhtar Isfara and Kulob in the range of 0.3-2 percent and increased in Gharm and Dushanbe by 0.5 percent. In all other monitored markets, prices remained stable.</p>	<p>Compared to previous week, rice prices increased in Kulob market by 3 percent, while prices remained stable in all other monitored markets.</p> <p>Compared to February 2021 monthly average, prices for rice decreased in Khujand, Bokhtar, and Ishtaravshan markets in the range of 2-5 percent and increased in Kulob market by 7 percent, while its prices in the remaining monitored markets stayed stable.</p>	<p>Potatoes prices decreased in Khujand, Murghab and Istaravshan markets in the range of 4-7 percent, while remained stable in all other monitored markets, compared to previous week.</p> <p>Compared to monthly average of February 2021, prices for potatoes increased in most monitored markets in the range of 1-18 percent, while its price remained stable in Murghab market.</p>	<p>Onion prices remained stable in most monitored markets compared to previous week. The price for this commodity decreased in Bokhtar, Isfara and Kulob markets in the range of 10-15 percent.</p> <p>Compared to the monthly average of February 2021, prices for onions decreased in most monitoring markets in the range of 4-23 percent. Prices in Khorog and Gharm markets remained stable.</p>	<p>Compared to previous week, prices for vegetable and cotton oils remained stable in most monitored markets. Prices for vegetable oil increased in Khorog by 5 percent. Prices for cotton oil increased in Khorog and Murghab in the range of 5-6 percent.</p> <p>Compared to the monthly average of February 2021, prices for vegetable oil increased in most monitored markets in the range of 1 - 12 percent, while decreased in Istaravshan market by 1 percent and remained stable in Isfara market. Prices for cotton oil increased in most monitored markets in the range of 1-15 percent, while remaining stable in Isfara market.</p>
Milk & Eggs	Meat Beef & Mutton	Petrol & Diesel	<h2>ESSENTIAL FOOD COMMODITIES PRICE CHANGE TREND</h2> 	
<p>Prices for milk remained stable in all monitored markets. Prices for eggs decreased in Bokhtar and Kulob in the range of 2-3 percent and increased in Murghab, Isfara and Istaravshan markets in the range of 7-10 percent, while remaining stable in all other monitored markets compared to previous week.</p> <p>Compared to the February 2021 monthly average, prices for milk remained stable in most monitored markets, while increased by 1-14 percent in Khujand and Istaravshan markets and decreased in Murghab by 17 percent. Prices for eggs decreased in most monitored markets in the range of 2-12 percent and increased in Murghab and Istaravshan markets in the range of 2-3 percent. Its prices in Dushanbe and Gharm markets stayed stable.</p>	<p>Compared to the previous week, prices for both commodities increased in most monitored markets in the range of 2-10 percent. Prices for both commodities remained stable in Khujand, Isfara and Istaravshan.</p> <p>Compared to February 2021 monthly average, prices increased for mutton in most monitored markets in the range of 3-18 percent, while remaining stable in Isfara and Istaravshan markets. Beef prices decreased in Khujand and Kulob in the range of 1-2 percent, while remained stable in Isfara market. In the remaining monitored markets, prices increased in the range of 4-12 percent.</p>	<p>Increase in prices for petrol was reported in most of the monitored markets in the range of 2-14 percent, while decrease for this commodity was reported in Bokhtar and Istaravshan markets in the range of 2-8 percent and remained stable in Murghab and khujand markets. Prices for diesel increased in most monitored markets in the range of 2-15 percent, while decrease was reported in Murghab and Istaravshan markets in the range of 5-14 percent. In Isfara, price for this commodity remained stable compared to previous week.</p> <p>Compared to February 2021 monthly average, prices for both commodities increased in all monitored markets in the range of 8-38 percent.</p>	<p>This graph analyses the average aggregate change of prices for ten food commodities in the nine monitored markets, comparing the reporting weeks against the previous weeks and monthly average prices of February 2021. The food commodities included here are wheat flour (first grade), potatoes, onion, milk, eggs, vegetable and cotton oil, beef, mutton and rice.</p>	

WEEKLY FOOD MARKET PRICE UPDATE – PERCENT CHANGE BY REGIONAL MARKETS

	Khorog, GBAO				Khujand, Sughd				Bokhtar, Khatlon				Gharm, DRS				Dushanbe				Murghab, GBAO			
Commodity	Current price in TJS	Change from previous period			Current price in TJS	Change from previous period			Current price in TJS	Change from previous period			Current price in TJS	Change from previous period			Current price in TJS	Change from previous period			Current price in TJS	Change from previous period		
		1 week	1 month	1 year		1 week	1 month	1 year		1 week	1 month	1 year		1 week	1 month	1 year		1 week	1 month	1 year		1 week	1 month	1 year
Meat -mutton	50.0	4.2	8.7	-1.5	65.0	0.0	3.2	18.9	65.0	8.3	18.2	5.8	55	10.0	12.2	-0.4	65.0	4.8	16.1	8.0	46.0	2.2	5.7	N/A
Meat-beef	50.0	4.2	11.1	-3.7	50.0	0.0	-1.0	1.0	55.0	3.8	3.6	6.2	55	10.0	12.2	1.3	58.0	3.6	5.9	6.3	45.0	2.3	5.3	N/A
Chicken	31.0	17.0	10.7	6.0	25.0	0.0	9.3	0.9	29.0	0.0	0.0	20.8	35	0.0	0.0	10.1	23.0	0.0	-1.1	4.1	32.0	0.0	1.6	N/A
Vegetable oil	22.0	4.8	8.6	49.2	20.0	0.0	0.6	52.2	21.0	0.0	5.0	49.3	19.0	0.0	5.6	36.5	21.0	0.0	9.4	49.6	24.0	0.0	11.6	N/A
Cotton Oil	19.0	5.6	10.1	23.2	18.3	0.0	0.5	55.7	20.0	0.0	6.0	52.2	18	0.0	5.9	40.4	19.0	0.0	8.0	60.0	23.0	4.5	15.0	N/A
Potatoes	6.0	0.0	14.3	5.0	4.8	-4.0	7.0	-8.4	4.5	0.0	1.9	-1.9	5	0.0	17.6	30.8	4.4	0.0	1.7	-3.9	8.5	-6.7	0.0	N/A
Cabbage	3.0	0.0	0.0	-36.3	2.0	0.0	-20.0	25.0	2.0	-20.0	0.0	0.0	3	0.0	0.0	29.9	2.0	0.0	0.0	-34.9	7.0	40.0	21.7	N/A
Carrots	3.7	0.0	5.7	-22.2	3.0	20.0	71.4	15.1	3.3	0.0	70.3	19.6	3.0	20.0	50.0	47.1	3.0	50.0	62.2	35.0	7.0	0.0	2.9	N/A
Onion	3.0	0.0	0.0	-61.0	1.5	0.0	-11.1	-46.6	1.8	-12.5	-12.5	-45.4	2.5	0.0	0.0	-19.6	1.7	0.0	-8.1	-41.6	5.0	0.0	-6.2	N/A
Milk	6.0	0.0	0.0	0.0	4.0	0.0	14.3	0.0	4.0	0.0	0.0	0.0	5.0	0.0	0.0	1.2	5.0	0.0	0.0	0.0	5.0	0.0	-16.7	N/A
Eggs	11.3	0.0	-8.7	23.8	11.0	0.0	-6.4	30.6	11.0	-1.8	-11.1	37.5	12.0	0.0	0.0	20.0	11.6	0.0	0.0	24.3	15.0	7.1	3.4	N/A
Sugar	10.0	0.0	3.9	36.0	10.0	0.0	10.3	30.6	10.0	0.0	9.6	30.4	9.0	0.0	0.0	34.1	9.8	0.0	15.3	22.7	13.0	0.0	2.0	N/A
Tea black	31.0	0.0	-3.1	0.0	43.0	0.0	3.6	-17.0	43.0	0.0	-1.1	-13.1	32.0	0.0	0.0	24.5	38.0	0.0	0.0	-5.0	40.0	0.0	2.6	N/A
Tea green	29.0	0.0	-4.1	-0.6	45.0	0.0	5.9	6.3	44.0	-2.2	-3.7	-8.7	35.0	0.0	0.0	40.0	38.0	0.0	0.0	8.6	42.0	5.0	-4.5	N/A
Rice	11.5	0.0	0.0	-17.9	11.0	0.0	-2.2	-5.4	14.0	0.0	-2.5	43.6	13.0	0.0	0.0	-2.5	13.0	0.0	0.0	-7.1	21.0	0.0	0.0	N/A
Wheat flour first grade	5.2	0.0	0.0	9.5	5.0	0.0	0.0	19.9	4.8	0.0	-0.3	3.8	4.8	0.0	0.5	5.2	4.9	0.0	0.5	5.3	5.8	0.0	0.0	N/A
Salt	1.5	0.0	0.0	-25.0	1.0	0.0	0.0	-50.0	1.0	0.0	0.0	0.0	1.5	0.0	0.0	50.0	0.5	0.0	0.0	-50.0	5.0	0.0	17.6	N/A
Bread middle size (150 gr.)	5.0	0.0	0.0	42.9	2.5	0.0	-9.1	-10.1	2.5	0.0	0.0	108.3	3.0	0.0	0.0	109.8	2.0	0.0	0.0	33.3	5.0	0.0	0.0	N/A
Dried green peas (mosh)	15.0	0.0	0.0	30.8	14.0	0.0	0.9	18.6	15.0	0.0	-6.0	13.9	15.0	0.0	0.0	29.8	15.0	0.0	0.0	15.4	18.5	N/A	5.7	N/A
Haricot bean(lobiyo)	17.0	0.0	0.0	16.4	16.0	0.0	-6.6	35.2	16.0	0.0	0.0	0.0	16.0	0.0	0.0	32.9	16.0	0.0	0.0	14.3	24.0	4.3	4.3	N/A
Chick peas(nakhud)	17.5	0.0	-6.0	-6.9	19.0	0.0	11.8	25.7	15.0	0.0	-3.1	29.0	17.0	0.0	0.0	-3.4	10.0	0.0	0.0	-23.1	15.0	0.0	7.1	N/A
Petrol	9.3	3.3	18.1	2.3	8.5	0.0	20.6	-2.1	9.6	-1.8	32.4	0.0	9.6	2.1	38.1	54.7	8.4	7.7	17.9	-2.4	9.5	0.0	10.5	N/A
Diesel	8.0	2.4	12.2	-9.8	8.0	15.1	15.1	-9.7	7.7	2.7	10.0	-10.3	9.1	2.1	27.7	-13.1	8.1	3.8	13.7	-12.0	10.0	-4.8	10.0	N/A
Skilled labour	100.0	-9.1	-9.1	-21.4	100.0	0.0	0.0	42.9	100.0	0.0	-23.1	8.3	33.0	-2.9	-43.8	-16.8	70.0	0.0	0.0	-20.0	no	N/A	N/A	N/A
Unskilled labour	90.0	0.0	0.0	-10.0	60.0	0.0	0.0	0.0	70.0	40.0	36.6	-35.9	27.0	3.8	-7.7	45.5	60.0	0.0	0.0	-15.8	40.0	0.0	-55.6	N/A
Anti-bacterial wipes	2.5	0.0	0.0	N/A	1.3	0.0	0.0	N/A	1.5	0.0	-14.3	N/A	1.5	0.0	0.0	N/A	4.0	0.0	0.0	N/A	4.0	0.0	0.0	N/A
Face masks	1.5	0.0	-32.6	N/A	2.0	0.0	-27.3	N/A	3.0	0.0	0.0	N/A	3.0	0.0	4.3	N/A	2.0	0.0	6.7	N/A	4.0	0.0	-15.8	N/A
Hand sanitizer	-3.6	0.0	-3.6	N/A	20.0	0.0	0.0	N/A	no	N/A	N/A	N/A	20.0	0.0	0.0	N/A	18.0	0.0	0.0	N/A	23.0	0.0	0.0	N/A
Soap	5.0	0.0	3.1	N/A	4.0	0.0	3.1	N/A	4.0	0.0	21.2	N/A	5.0	0.0	0.0	N/A	3.3	0.0	0.0	N/A	7.0	0.0	0.0	N/A



AGGREGATE PRICE CHANGE OF ESSENTIAL FOOD COMMODITIES BY REGIONS



Region	DRS	GBAO	Khatlon	Sughd
Cotton oil	+38%	+34%	+35%	+27%
Vegetable oil	+42%	+43%	+33%	+28%
Eggs	+24%	+8%	+17%	+14%
Milk	+17%	-7%	+5%	4%
Meat mutton	+17%	+8%	+14%	+7%
Meat beef	+13%	+9%	+5%	+9%
Onion	-11%	+22%	-10%	-21%
Rice	-7%	+6%	+23%	-2%
Wheat	0.4%	+3%	0.2%	-0.1%
Potato	+3.3	+11%	+12%	+20%

The table shows the percentage change in food commodity prices in the current reporting period compared to past 12 months average prices

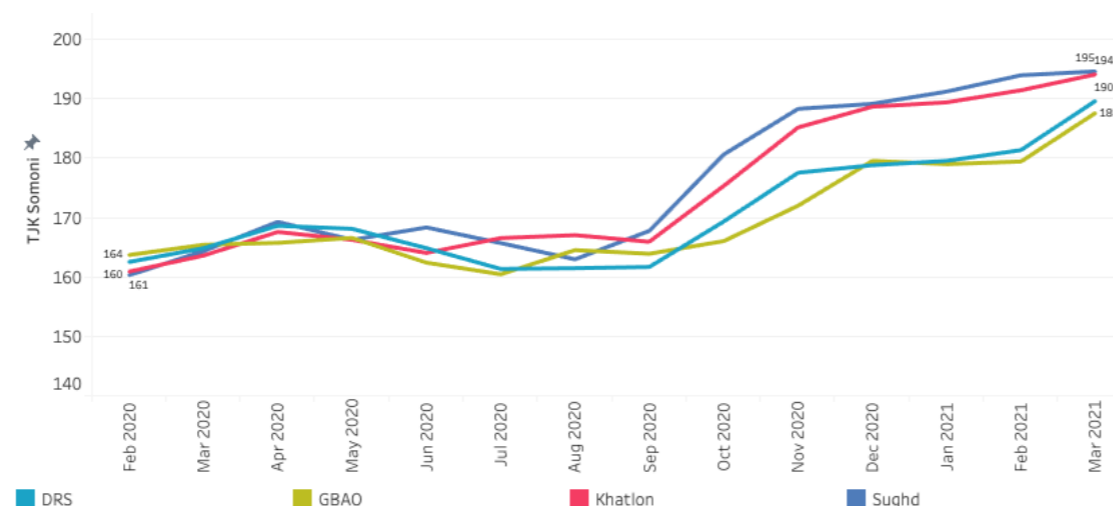
Essential Food Commodities

Compared to the aggregated past 12 months average prices of ten essential food commodities, the prices in the current reporting period in the major markets in four regions is **higher by 13-17 percent**.

In the markets in all the four regions, the average prices of vegetable oil and cotton oil were **higher by 27 to 43 percent** compared to previous 12 months average. Onion prices on the other hand were **down by 10-21 percent** in the markets in Khatlon, Sughd and DRS.

In March, the aggregate average price of ten food commodities in the markets in four regions was between **188-195 Somoni**, with the highest price observed in Sughd markets.

This map shows the average aggregate change of prices for ten commodities in nine monitored markets of four regions, comparing the current reporting week against the average of past 12 months. The food commodities included here are wheat flour (first grade), potatoes, onion, milk, eggs, vegetable and cotton oil, beef, mutton and rice.



This chart shows the aggregate average prices of ten essential food commodities over time for the monitored markets in each of the four regions.

About the Update

WFP Tajikistan has been monitoring commodity prices in markets across the country, especially to assess effects of COVID-19 on the population's food security situation. Markets monitored include six major markets in Murghab, Khorog, Khujand, Bokhtar, Garm, and Dushanbe, and three minor markets, Isfara, Istaravshan, and Kulob. The focus is on the main commodities that are consumed by the population of the country.

During the height of the global pandemic (March to August 2020), prices were collected twice per week and reported weekly. As prices stabilized (August - September 2020), collection moved to once per week with a twice per month reporting. With recent (November 2020) prices spikes, WFP Tajikistan has moved back to a weekly report.