



AFGHANISTAN

World Food Programme

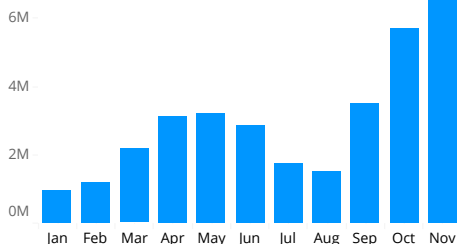
KEY FIGURES

6,986,502
People covered

\$ 6,518,712
Cash transfers disbursed

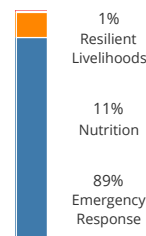
47,252 MT
Food distributed

PEOPLE COVERED PER MONTH

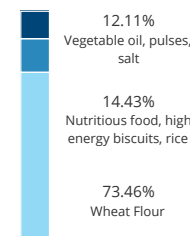


OPERATIONAL PROFILE

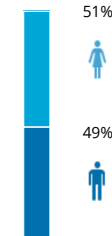
BY ACTIVITY



BY COMMODITY



BY SEX



FUNDING

01 July 2018 –30 June 2022
Overall CSP Value: US\$1b

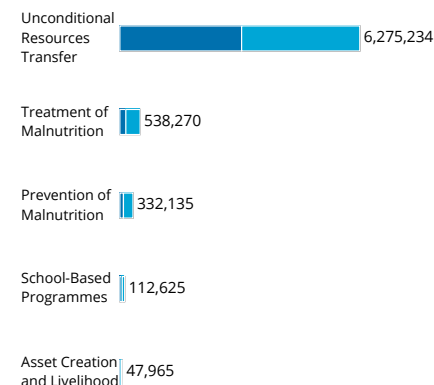
December 2021 – April 2022
Total Needs

US\$1.49 b

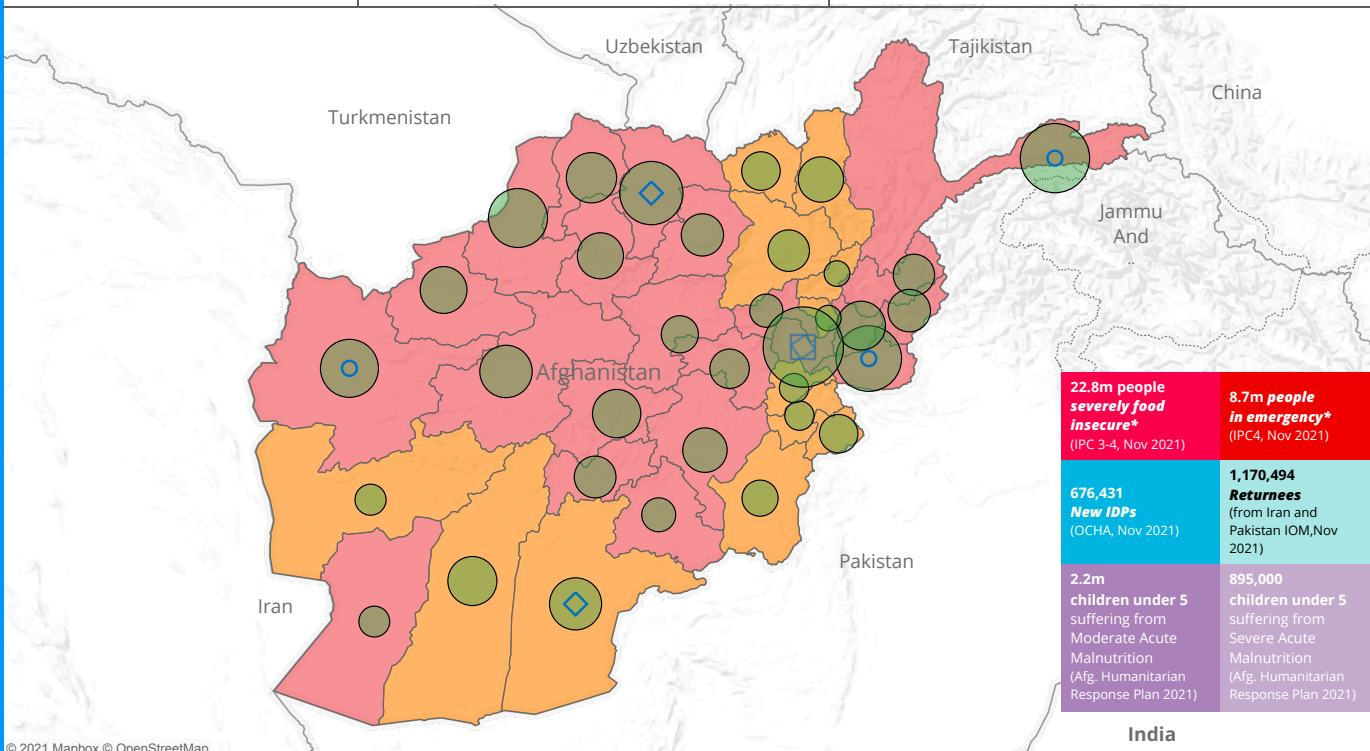
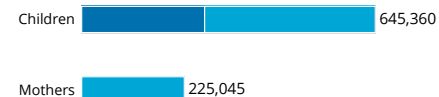
Shortfall: US\$1.26 b

15.4%

PEOPLE COVERED BY ACTIVITY



MALNOURISHED PEOPLE COVERED

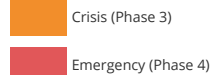


22.8m people severely food insecure* (IPC 3-4, Nov 2021)	8.7m people in emergency* (IPC 4, Nov 2021)
676,431 New IDPs (OCHA, Nov 2021)	1,170,494 Returnees (from Iran and Pakistan IOM, Nov 2021)
2.2m children under 5 suffering from Moderate Acute Malnutrition (Afg. Humanitarian Response Plan 2021)	895,000 children under 5 suffering from Severe Acute Malnutrition (Afg. Humanitarian Response Plan 2021)

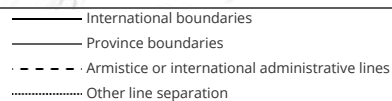
© 2021 Mapbox © OpenStreetMap

TOTAL BENEFICIARIES

IPC Phases
Nov 2021 - Mar 2022



WFP Offices



Sources: WFP, UNGIWG, GAUL, GLCSC, OCHA, MSNA/HNO, IOM

The designations employed and the presentation of material in the map(s) do not imply the expression of any opinion on the part of WFP concerning the legal or constitutional status of any country, territory, city or sea, or concerning the delimitation of its frontiers or boundaries.
© World Food Programme 2020.

SAVING LIVES

CHANGING LIVES

WFP AFGHANISTAN



[Situation Report and Country Brief](#)

[Afghanistan Country Strategic Plan](#)

Follow us @WFPAsiaPacific for the latest news