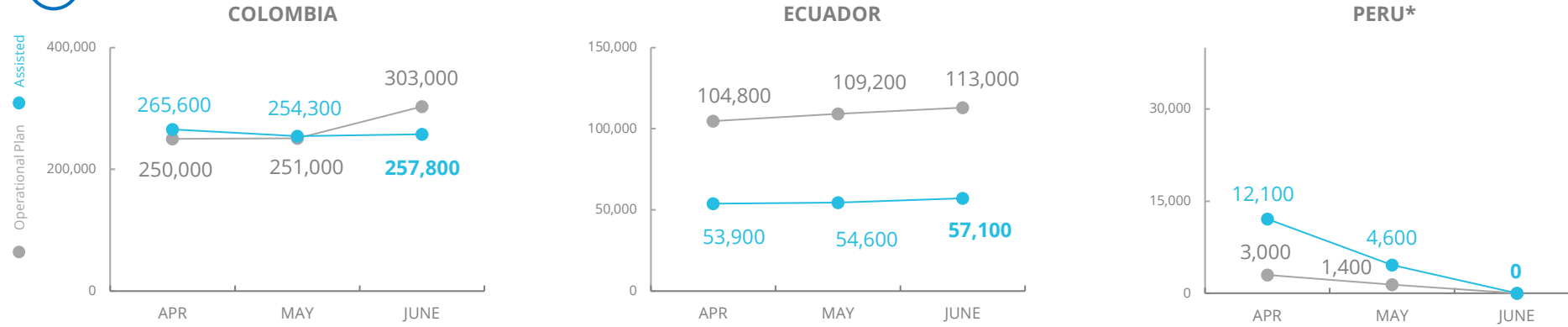


Sub-regional migrant crisis – Colombia, Ecuador, Peru

Emergency Dashboard | July 2021

PEOPLE ASSISTED BY WFP



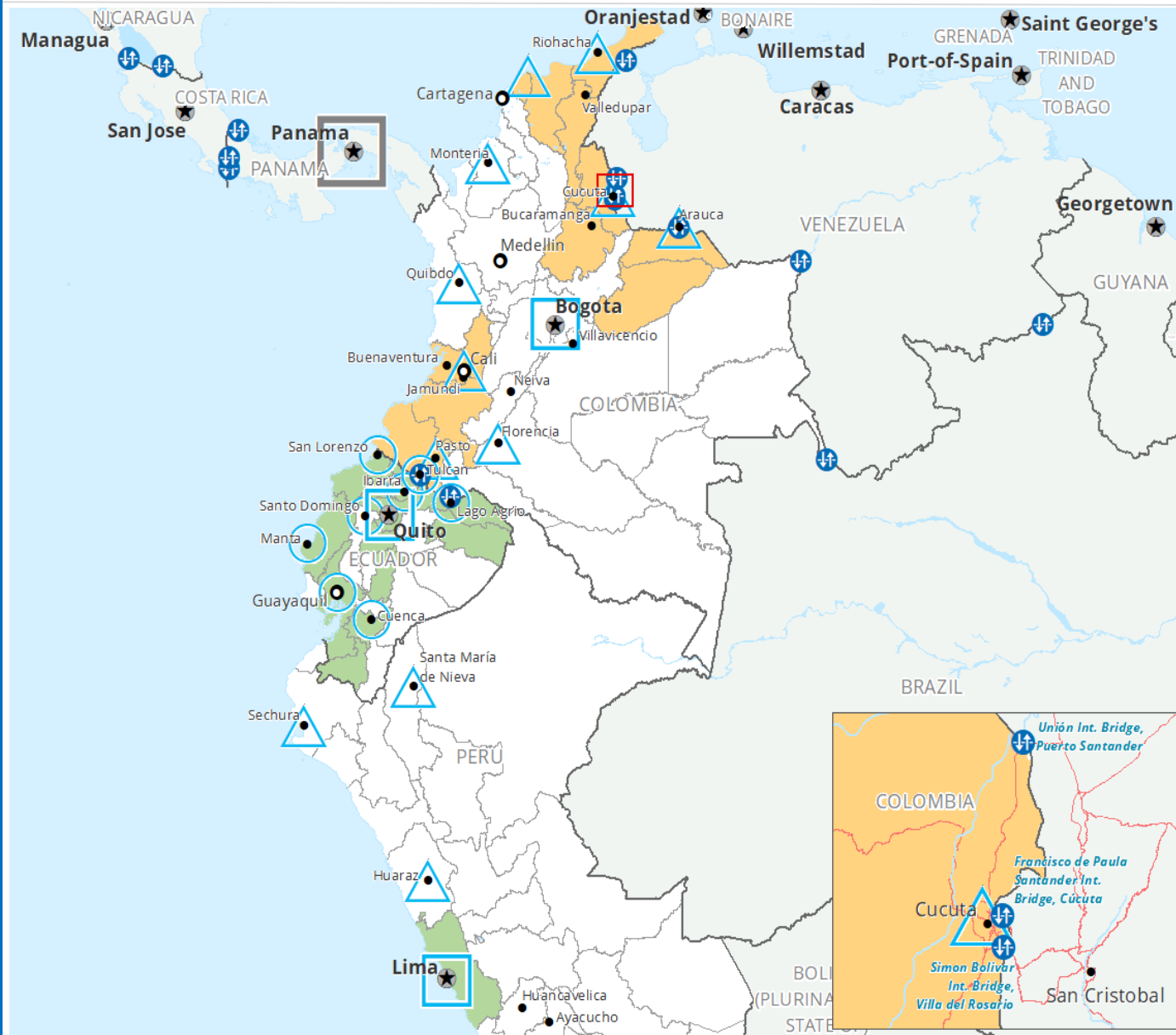
FUNDING

August 2021 – January 2022

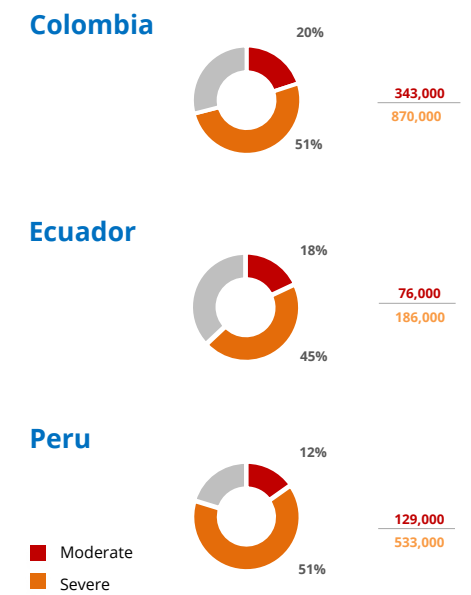
Net Funding Requirements (US\$)**

Colombia	92.7m
Ecuador	10.2m
Peru	18.8m
Total	121.7m

SOURCE: WFP, JULY 2021

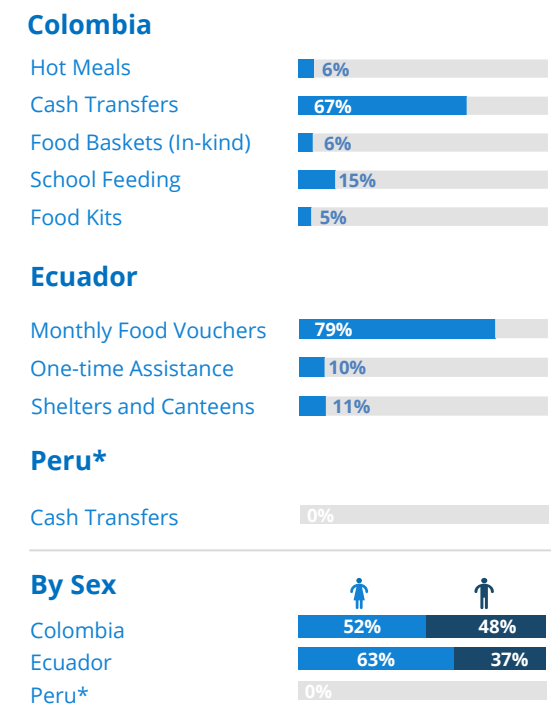


Migrants Severely and Moderately Food Insecure



OPERATIONAL PROFILE

Percentage of People vs Modality



Venezuelan Refugees and Migrants in Latin America and the Caribbean

Colombia	1.7m
Ecuador	432,900
Peru	1.1m
Total	4.6m

SOURCE: R4V, JULY 2021

By Sex

Colombia	52%	48%
Ecuador	63%	37%
Peru*	0%	0%

By Residence Status

Colombia	26%***	74%
Ecuador	1%	99%
Peru*	0%	0%

Host communities: Venezuelan migrants

*The Peru Country Office experienced a pipeline break that delayed field-level agreements with cooperating partners. Advanced financing has been secured and cash transfers will resume in August.

**Figures represent overall Net Funding Requirements.

***The figure includes Colombian returnees. SOURCE: WFP, JULY 2021

- Regional Bureau
- Country Office
- Sub Office
- + Field Office
- ★ National Capital
- Major Town
- Intermediate Town
- + Border Crossing Point
- WFP Operational Presence for L2 Response
- WFP Operational Presence related to the migrants crisis
- International boundaries
- Department boundaries

WFP LEVEL 2 EMERGENCY SINCE 30 MARCH 2018. L2 EXTENDED UNTIL 10 DECEMBER 2021.

Colombia

Ecuador

Peru