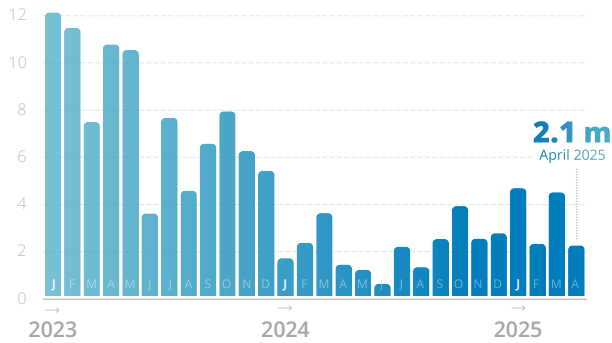


Yemen



PEOPLE ASSISTED

All activities, per month (in millions of people)

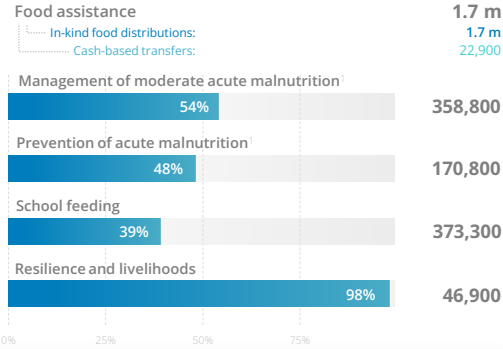


Estimated unique beneficiaries assisted across all WFP activities. Excludes overlap between activities.



OPERATIONAL ACHIEVEMENTS

By activity (April)



People assisted across all activities: 2.1 m

Monthly assistance figures are estimates and subject to change upon final beneficiary reconciliation. Percentages indicate reach against monthly operational plan. ¹ Nutrition figures are based on commodity dispatches.

SOURCE: WFP, as of 30 April 2025



TOP DONORS

By 2025 contributions

- Germany
- Canada
- Japan
- Sweden
- United Kingdom



FUNDING

Yemen interim country strategic plan (2023 – 2025) [MORE DETAILS](#)

6-MONTH NET FUNDING REQUIREMENT:

US\$ 602 m

June → November 2025

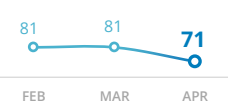
SOURCE: UNFPA



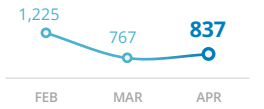
UNHAS

United Nations Humanitarian Air Service Yemen

Flights:



Passengers:

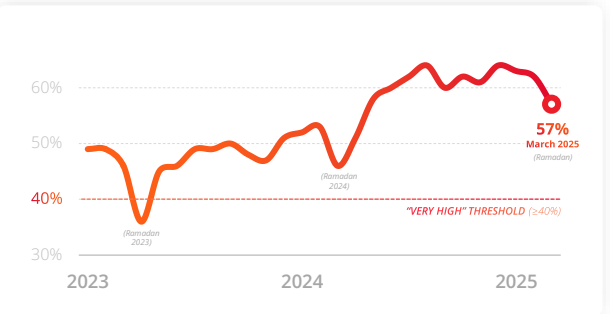


SOURCE: UNHAS Yemen



FOOD INSECURITY

Rate of inadequate food consumption (FCS) [MORE DETAILS](#)

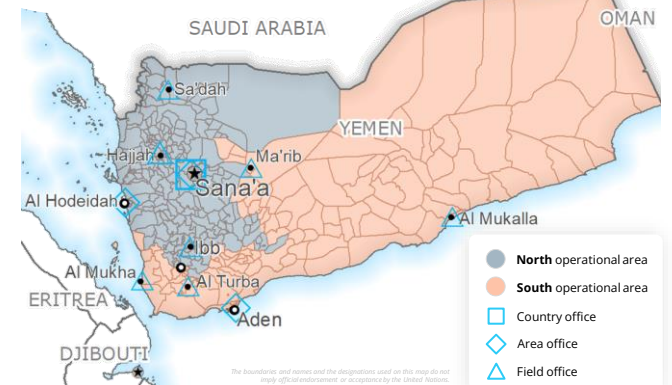


SOURCE: WFP Yemen Disaster Assessment and Monitoring System (DAMS)



OPERATIONAL PRESENCE

WFP Yemen



The boundaries and names and the designations used on this map do not imply official endorsement or acceptance by the United Nations.

WFP emergency response phase:
CORPORATE ATTENTION

For more information: **SITUATION REPORT #4, 16 MAY 2025**



Produced by the WFP Yemen country office in coordination with the WFP Operations Centre (OPSCEN) and the WFP Regional Bureau for the Middle East, Northern Africa, and Eastern Europe.

The dashboard is based on best available information at the time of production, and information on future dashboards may vary as new information becomes available.

The boundaries and names and the designations used on these maps do not imply official endorsement or acceptance by the United Nations.